








Country of Origin : China
 Operating Temperature : 0~40 [°C]
 Dimension : 115 x 55 x 35 [mm]
 Efficiency level (ErP) : 
 Approvals / Marks :    



For UNI models only:



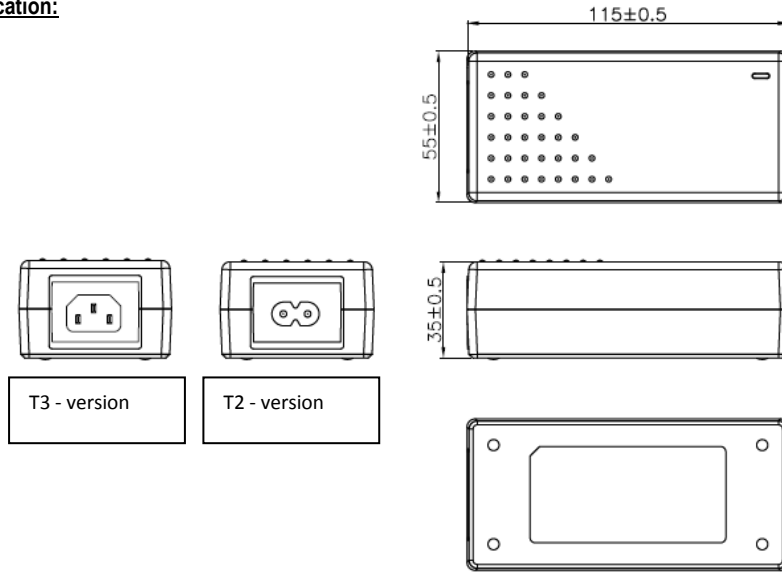
Features:

Desk Top power supply, single output.	Wide range Input (90 ~ 264) VAC / (47 ~ 63) Hz.	Available in 2 inlet version:
Overload, over voltage & short protection.	Available in T2/T3 version (with C8&C14 inlet)	C8 (T2)  C14(T3) 
For I.T.E. use only	RoHS conform	

Specification:

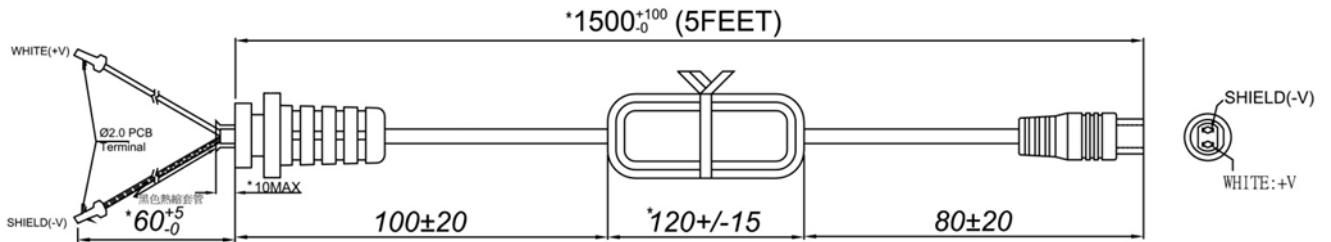
	Model	Voltage DC [V]	Loading [A]	Line/Road regulation [%]	OVP max [V]	OCP [A]	Max. Power [W]	Ripple & Noise [mV] p-p	Connector [mm] UL approved	
ErP V.	SYS1443-5012-T2	12	0~4.17	±5	16	5.2~9.0	50	200	2.1x5.5x11	
	SYS1443-5024-T2	24	0~2.08	±5	28	2.6~4.5	50	240	(*)	
	SYS1443-6512-T2	12	0~5.41	±5	16	6.0~9.0	65	200	2.1x5.5x11	
	SYS1443-6512-T2	12	0~5.41	±5	16	6.0~9.0	65	200	2.5x5.5x11	
	SYS1443-6512-T2 (UNI)	12	0~5.41	±5	16	6.0~9.0	65	200	(E.B.M.N.D.) ^(*)	
	SYS1443-6515-T2	15	0~4.33	±5	20	5.0~7.0	65	200	2.1x5.5x11	
	SYS1443-6518-T2	18	0~3.61	±5	23	4.0~5.5	65	200	(*)	
	SYS1443-6519-T2	19	0~3.42	±5	24	3.8~5.0	65	200	(*)	
	SYS1443-6520-T2	20	0~3.25	±5	25	3.6~5.0	65	200	(*)	
	SYS1443-6524-T2	24	0~2.71	±5	28	3.0~4.5	65	240	2.1x5.5x11	
SYS1443-6548-T2	48	0~1.35	±5	55	1.5~3.0	65	480	(*)		
(*) DC Connectors	mentioned or It will be provide with the specify model per request.	"E" — 4.2 x 6.0 x 10 CenterPINØ1.4mm (black) for LCD (DELL+LG) "B" — 2.1 x 5.5 x 9.5 (black) for common use "M" — 2.5 x 5.5 x 11.5 (black) for LCD ACER				"N" — 4PIN MiniDIN (black) for LCD (HP) "D" — 3.0 x 6.3 x 9 (yellow) for LCD (ACER)				
OEM Production	SYS1443 – certified for output power Pout=(50~65)W rising up by step of 1W & Uout=(12,15,18,19,20,24,48)V									
OUTPUT	Turn on delay	5000 ms max @ AC low line input@output full load								
	Hold up time	10ms min @ AC nominal input@ output full load (> half cycle)								
	Efficiency (Normal)	>87% meets EPA/Energy STAR C.E.C. (California Energy Commission) and ERP . CoC and No Load Power consumption								
	Transient response (dv, tmax)	0.3v dv max At AC nominal input loading from 20% load to 80% load. 16ms tmax Dynamic rise time 10uS max , duty 40mS max , Dynamic load step is slew rate of 0.5A/uS								
	Power out. Limit	Peak 70W 60W for 50Wmodel ---- peak 60w for 50w model								
	Output LED Burn in test	Yes Full load 2 Hours								
INPUT	Voltage	(90 ~ 264)VAC								
	Frequency	(47 ~ 63) Hz								
	Current	1.5A rms @ AC low line input and DC output full load								
	Inrush Surge Current (cold start)	40/60A max @ power supply cold start, ambient temperature 25°C@115Vac / 230Vac nominal AC input.								
	Leakage current	0.25 mA Max.								
Power consumption	0.5W(>50W) 0.3W(50W) rms max. At AC nomina input@output min load									
PROTECTION	Over Current /Short protection	The power supply will self-protect any output to ground, And auto recovery when abnormal circuit faults remove. An output short circuit is defined as any output impedance of less than 0.1 ohms. OCP method >>Fold back<<								
	Over Voltage	The power supply will not be auto recovered when faults remove >>Voltage limit<<								
	Input protection	F1:T3.15AL/250V Fuse								
	No load protection	The power supply is provided with no load operation to prevent the power supply and system from damage.								
	Protection class	II.								
OTHERS	Dielectric Strength (Hi-pot)	Primary to Secondary: 3000VAC / 10mA / 60s								
	M.T.B.F	50K hours full rated load operation at 40 °C, according to the MIL-HDBK-217F.								
	Cable length	FIX cable type (1185#16 for 12V model, 1185#20 for 24V model or 18*1C + shield), length 4ft (50W) or 5ft (65W) or depends on customer requirements								
	PLD (power line disturbance)	LINE POWER SURGE LINE VOLTAGE SAG – more information will be provide on request								
	Cooling method	By natural air								
	Housing matherial	PC or PPO								
	Temperature coefficient:	< ±0.5% / °C								
ENVIRONMENT	Temperature	Operating: (0 ~ 40)°C / Storage: (-20 ~ 85)°C								
	Humidity	Operating: 8% ~ 90% RH / Storage: 5% ~ 95% RH non condensing								
SAFETY		CE TUV/GS CB BSMI cUL FCC								
EMC	EMI	EN 55022 Class B (2006)+ A1(2007) EN 61000-3-2 (2006) + A1(2009) + A2 Class A(2009)/EN 61000-3-3 (2008)								
	EMS	EN55024(1998)+A1(2001)+A2(2003) IEC 61000-4-2 (2008) IEC 61000-4-3 (2006) + A1(2007) + A2(2010) IEC 61000-4-4 (2004) +A1(2010) IEC 61000-4-5 (2005) IEC 61000-4-6 (2008) IEC 61000-4-8 (2009) IEC 61000-4-11 (2004)								
WEIGHT	1pc	N.W.: 300g / pc								
PACKING	Box	0.48(L) x 0.43(W) x 0.25(H) [m]								
		54 pcs / 1box G.W.: 19kg								

Mechanical case specification:

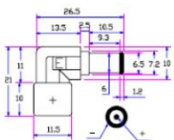


Cable specification:

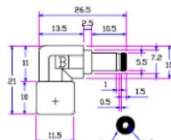
a) UNI cable type (1185#16*1C + shield / 5FT) ----- types of UNI plugs can be changed by customer



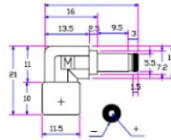
"E" type: (4.2x6.0x10.0 CPØ1.4)



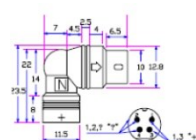
"B" type: (2.1x5.5x9.5)



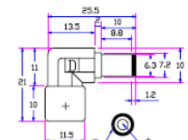
"M" type: (2.5x5.5x11.5)



"N" type: (4PIN mini DIN)



"D" type: (3.0 x 6.3 x 9)



b) FIX cable type (1185#16 for 12V model, 1185#20 for 24V model or 18*1C + shield), length 4ft (50W) or 5ft (65W)

